

INFORMATION FOR THE PATIENT

PrAPO–FLUNISOLIDE NASAL SPRAY

DRUGS-ABOUT.COM

Flunisolide Nasal Solution USP, 0.025%
Corticosteroid for Nasal Use

- Use regularly as directed by your physician.
- Do not exceed the prescribed dose.
- APO–FLUNISOLIDE Nasal Spray is not intended to give immediate relief of your nasal symptoms and it may take a few days (and up to 2 weeks) before you notice any improvement.
- Contact your physician if:
 - no improvement occurs after 3 weeks
 - nasal irritation occurs
 - coloured (yellow or green) nasal secretions appear
 - repeated nasal bleeding occurs

DOSAGE

Usual Starting Dose

Adults: 2 sprays (each approximately 25 µg) into each nostril twice a day. Increase to 3 times a day if needed.

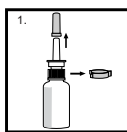
Children: For children 6 to 14 years of age, one spray (approximately 25 µg) into each nostril 3 times daily.

Maintenance Dose: After the desired clinical effect is obtained, the maintenance dose should be the smallest amount necessary to control the symptoms. Some patients may be maintained on as little as one spray (approximately 25 µg) to each nostril per day. Patients on long-term therapy should be reassessed periodically to avoid unnecessary continued use. There is no evidence that exceeding the maximum recommended dosage is more effective. Therefore, maximum daily dose should not exceed 6 sprays in each nostril for adults and 3 sprays in each nostril for children 6 to 14 years of age.

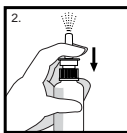
Note: Flunisolide is not intended to give immediate relief of your nasal symptoms and it may take a few days (and up to 2 weeks) before you notice any improvement.

PREPARATION

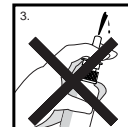
1. Remove the protective cap from the atomizer. Do not attempt to enlarge the tiny hole in the atomizer.



2. Hold the atomizer away from you and load the pump by rapidly and firmly pressing downwards (seven to eight times) on the white collar using your index and middle fingers while supporting the base of the bottle with your thumb as illustrated. Press down until a fine mist is produced. The atomizer is now ready for use and will not require repriming (reloading) unless used infrequently or disassembled.



3. If the solution is delivered in a stream of liquid, it may fail to provide maximum benefit and cause some discomfort. A fine mist can only be produced by a rapid and firm pumping action.

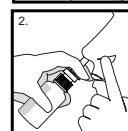


HOW TO USE - ADMINISTRATION AND MAINTENANCE

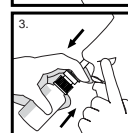
1. Gently blow the nose to clear the nostrils prior to administration of APO–FLUNISOLIDE Nasal Spray.



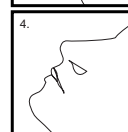
2. Hold the atomizer as shown. Tilt the head forward slightly, close one nostril with a finger and gently insert the tip of the atomizer into the other nostril.



3. Point the atomizer toward the back of the nostril and pump firmly and sharply to produce a fine mist.



4. Remove the atomizer and tilt head backwards, allowing medication to spread over back of nose. Repeat the procedure in the other nostril. Replace the protective cap.



5. If your doctor has prescribed more than one spray in each nostril, for subsequent sprays the atomizer should be pointed in different directions in order for the mist to cover a wider area of the nasal passages.

In case you experience some discomfort during the first application, prolong the interval between sprays (two or three minutes).

6. Should a blockage occur, remove the atomizer from the bottle and soak in warm water for a few minutes. Then shake off water and pump rapidly four or five times. Replace atomizer on bottle and reprime as in Preparation 2 above. **Never pierce the nasal adapter.**